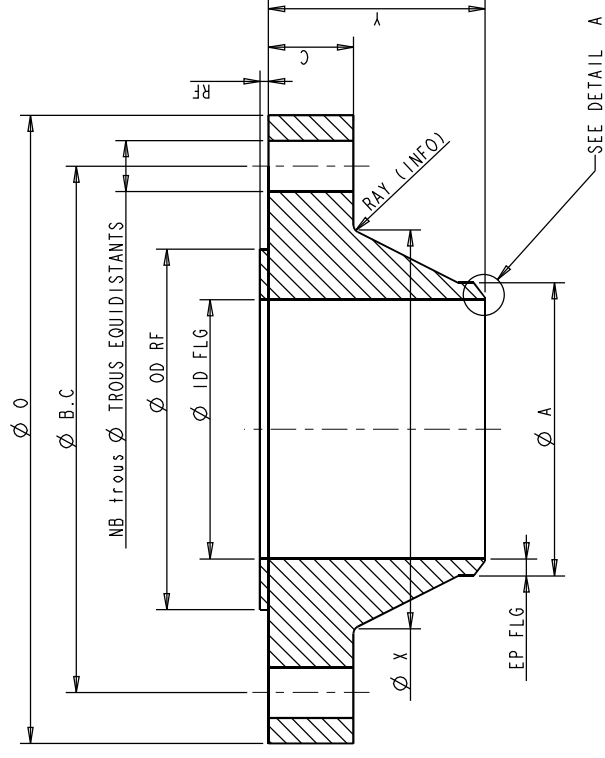
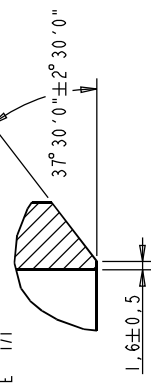


SECTION T - T



DETAIL A  
SCALE 1/1



PART NUMBER	REV	SIZE	ØD PIPE	EP FLG	ID FLG	Ø	C	Y	A	X	ØD RF	NB TROUS	B.C	RF	RAY	POIDS	DRW	DATE	
00-5115-D000-01MT-FX	1	33.4	3.38	26.74	124.0	17.5	82.0	33.5	53.8	50.8	4	19.1	88.9	6.4	3	1.76	H.L.	14/06/00	
00-5115-D000-02MT-FX	1	60.3	3.91	52.68	165.1	25.4	73.2	60.5	84.1	91.9	8	19.1	127.0	6.4	3	4.36	H.L.	14/06/00	
00-5115-D000-03MT-FX	1	88.9	5.49	77.92	209.6	31.8	82.6	88.9	117.3	127.0	8	22.4	168.1	6.4	6	8.53	H.L.	14/06/00	
00-5115-D000-04MT-FX	1	114.3	6.02	102.26	273.1	38.1	101.6	114.3	152.4	157.2	8	25.4	215.9	6.4	6	17.4	H.L.	14/06/00	
00-5115-D000-05MT-FX	1	141.3	6.55	128.10	330.2	44.5	114.3	141.2	189.0	185.7	8	28.4	266.7	6.4	6	29.2	H.L.	14/06/00	
00-5115-D000-06MT-FX	1	168.3	7.11	154.18	355.6	47.8	117.3	168.4	222.3	215.9	12	28.4	292.1	6.4	6	34.9	H.L.	14/06/00	
00-5115-D000-08MT-FX	1	219.1	8.18	202.84	419.1	55.6	133.4	219.2	273.1	269.7	12	31.8	349.3	6.4	6	53.9	H.L.	14/06/00	
00-5115-D000-10MT-FX	1	273.0	9.27	254.56	508.0	63.5	152.4	273.1	342.9	323.9	16	35.1	431.8	6.4	6	86.5	H.L.	14/06/00	
00-5115-D000-12MT-FX	1	323.8	9.53	304.84	558.8	66.5	155.4	323.9	400.1	381.0	20	35.1	489.0	6.4	11	103.0	H.L.	14/06/00	
00-5115-D000-14MT-FX	1	355.6	9.53	336.54	603.3	69.9	165.1	355.6	431.8	412.8	20	38.1	527.1	6.4	11	122.0	H.L.	14/06/00	
00-5115-D000-16MT-FX	1	406.4	9.53	387.34	685.8	76.2	177.8	406.4	495.3	489.9	20	41.1	603.3	6.4	11	170.0	H.L.	14/06/00	
00-5115-D000-18MT-FX	1	457.2	9.53	438.14	743.0	82.6	184.2	457.2	546.1	533.4	20	44.5	654.1	6.4	11	204.0	H.L.	14/06/00	
00-5115-D000-20MT-FX	1	508.0	9.53	488.94	812.8	88.9	190.5	508.0	609.6	584.2	24	44.5	723.9	6.4	11	254.0	H.L.	14/06/00	
00-5115-D000-22MT-FX	1	559.0	9.53	539.94	870.0	95.3	196.9	559.0	666.8	641.4	24	47.8	777.7	6.4	11	291.0	H.L.	14/06/00	
00-5115-D000-24MT-FX	1	609.6	9.53	590.54	939.8	101.6	203.2	609.6	717.6	692.2	24	50.8	838.2	6.4	11	358.0	H.L.	14/06/00	
00-5115-D000-33MT-FX	1	0.50	21.3	2.71	15.76	95.3	14.2	52.3	21.3	38.1	35.1	4	15.7	66.5	6.4	3	0.87	H.L.	14/06/00
00-5115-D000-34MT-FX	1	0.75	26.7	2.87	20.96	117.3	15.7	57.2	26.7	47.8	42.9	4	19.1	82.6	6.4	3	1.45	H.L.	14/06/00
00-5115-D000-35MT-FX	1	1.25	42.2	3.56	35.08	133.4	20.6	66.5	42.2	63.5	63.5	4	19.1	98.6	6.4	3	2.49	H.L.	14/06/00
00-5115-D000-36MT-FX	1	1.50	48.3	3.68	40.94	155.4	22.4	69.9	48.3	69.9	73.2	4	22.4	114.3	6.4	3	3.49	H.L.	14/06/00
00-5115-D000-37MT-FX	1	2.50	73.0	5.16	62.88	190.5	28.4	79.2	73.2	100.1	104.6	8	22.4	149.4	6.4	3	6.43	H.L.	14/06/00
00-5115-D000-38MT-FX	1	3.50	101.6	5.74	90.12	228.6	35.1	85.9	101.6	133.4	139.7	8	25.4	184.2	6.4	6	10.7	H.L.	14/06/00

MT = IDENTIFICATION DE LA MATIERE DE LA BRIDE  
TYPE DE MATIERE : SUIVANT SP-0292-0001 ET LA DESCRIPTION DE L'ARTICLE DANS LA COMMANDE


F	TYPE DE FINITION DE LA FACE	DETAIL DE REALISATION
1	SPIRAL SERRATED	RAINURE SPIRALE CONTINUE EN V A 60° PAS 0.8 A 1 MM PROFONDEUR 0.4 MM (EQUAD - I43700)
2	SMOOTH FINISH	RIGOSITE COMPRISE ENTRE Ro 3.2 ET Ro 6.3 ACC. TO ANSI B46.1
3	STOCK FINISH	SIZE < OU = A 12 IN RAINURE SPIRALE CONTINUE RAYON OUTIL 1.6 MM PAS 0.8 MM
4	CONCENTRIC SERRATED	SIZE SUPERIEUR A 12 IN RAINURE SPIRALE CONTINUE RAYON OUTIL 3.2 MM PAS 1.2 MM
		RAINURES CONCENTRIQUES EN V A 60° PAS 0.8 A 1 MM PROFONDEUR 0.4 MM

X	TYPE DE PROTECTION
0	BRUT DE COMMERCE - NON PROTEGE
1	PEINTE (STD TDW) AVEC RAISED FACE USINEE SVT TABLE 1

NOTES :

DIMENSIONS ET TOLERANCES EN ACCORD AVEC LA NORME ASME B16.5  
FLANGE WELDING NECK RAISED FACE 600# STANDARD WEIGHT

EXEMPLE DE PART NUMBER (SUIVANT SP-0292-0001)



ECN HISTORY	REV	DESCRIPTION	ECN N°	DATE	DR	CK	DIT
	1	00-5115-D000-ODMT-FX		30-09-10	A.L.	C.G.	
<b>FINISH:</b> VOIR DESCRIPTION ARTICLE DIMENSIONS IN MM TOLERANCES: +/- 0.4 MM DEGREE +/- 15° UNLESS OTHERWISE SPECIFIED BREAK ALL UNNECESSARY SHARP EDGES							
<b>MATERIAL:</b> VOIR DESCRIPTION DE L'ARTICLE DANS LA COMMANDE ET SP-0292-0001 FLANGES WN 600# RF STD WEIGHT ASME B16.5 - MATERIAL VOIR CDE							
DRW ASSOC. REV. 1/4 REF TULSA REV.							
THIS DRAWING PROPERTY OF T.D.WILLIAMSON S.A. THE INFORMATION IS NOT TO BE USED EXCEPT AS EXPRESSLY AUTHORIZED BY THIS COMPANY. COPIES ARE NOT TO BE MADE WITHOUT PERMISSION.							
SIZE SHEET A3 1 DRAW NUMBER: 00-5115-D000-ODMT-FX 1							



RF FINISH VOIR TABLE